











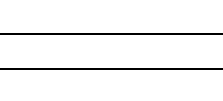







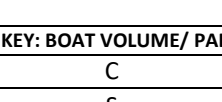

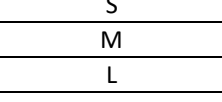
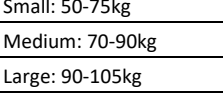


# FAIRFIELD CANOE CLUB - CANOE LIST AND STABILITY RATINGS

Boat no.	Boat Type	Model	Stability	Paddler	Photo	Location	Notes
<b>Training Canoes</b>							
62	TC1	River Rat	5	S-L		K	White with light blue finish
93	TC1	River Rat	5	S-L		K	Fairfield blue top white bottom
96	TC1	River Rat	5	S-L		J	white/ light blue, high sea
18	TC1	Hosi	4	M		K	Fragile, sensitive to seat position
68	TC1	Hosi	4	M		K	
75	TC2	Old Town	8	S-XL		Outside	Great for beginners and touring. Large and green.
76	TC2	Old Town	8	S-XL		Outside	
67	TC2	Peterborough	6	S-L		J	Mustard yellow.
88	TC2	Natureline	5	S-L		J	White hull, light blue top. Relatively fragile
66	TC1/2	River Rat	5	S-L		K	Fairfield blue top. TO BE CONVERTED TO TC2
69	TC2	Harrison	4	S-M		J	"Raw Prawn".
78	TC2	Toro	4	S-L		J	Orange.
70	TC2	Toro	4	S-L		J	Green with yellow top.
<b>Racing Canoes</b>							
80	OC1	Champion	4	S-L		E?	Blue Outrigger Canoe
73	C1	Barker	3	M-L		K	White sitter arriving Jan 22
61	C1	Harrison	3	S-L		K	White kneeler or sitter
87	C1	Delta	2	M-L		J	White kneeler
71	C1	Delta	2	M-L		J	Blue - kneeler
23	C1	Delta	2	M-L		Outside	Blue-kneeler outside?
92	C1	Tornado	2	S-L		J	Blue kneeler with white deck
85	C1	Tornado	2	S-L		J	White kneeler with blue deck and light blue stripe
86	C2	Wenona	3	S-L		C	White sitter, green stripe, kevlar w foam core. ICF spec C2
91	C2	Tornado	2	S-L		K	Black kneeler with yellow deck.
72	C2	Delta	2	M-L		C (high)	White kneeler, red stripe
98	C4	Cedar	3			C	The Ohman
90	C4	Lance	2			C	Don Gomer

KEY: LEVELS OF STABILITY			
1	Unstable	4	
2		5	More stable
3		6-10	Very Stable

Beginners are more suited to boats with stability of 6+.

KEY: BOAT VOLUME/ PADDLER WEIGHT RANGE	
C	Child: Up to 50kg
S	Small: 50-75kg
M	Medium: 70-90kg
L	Large: 90-105kg

Locations:
A = Left hand row, looking at the club.
K = Right hand row, looking at the club.
Outside = Stored on outside racks

NOTES: within each group (TC1, TC2, etc) boats are ranked in approximate order of stability.